

RARA-AVIS SIMS



Horten IX V3 (Ho229)



RARA-AVIS SIMS



Introduction

Rara Avis means 'Rare Bird' in Latin. The name was chosen because many of the subjects are less well known, but still appealing vintage subjects. Rara-Avis Sims brings you high quality models which can be purchased for your use in Microsoft Flight Simulator.

It is recommended that the "Flight model" be set to "Modern" in the options menu to give the best flight dynamics.

The "Legacy flight model" should only be used for FSX port overs.

To add or remove Pilot use the options clipboard from within the cockpit.



RARA-AVIS SIMS



Important Information

Disclaimer & End User Licence Agreement

This product is intended for entertainment purposes only and should not be used for real world flight training.

No replication, reverse engineering of this software, either in whole or in part, is permitted in ANY form without the express written permission of Rara-Avis Sims. Any enquiries regarding commercial, military or academic use of this software should be directed to rara-avis_sim@outlook.com

By installing this software, you are hereby agreeing to the above terms and conditions.



About this guide

This guide has been written to familiarise new users to the operations of the Horten IX V3 (Ho229).

It is highly recommended that users have a working knowledge of Microsoft Flight Simulator.



RARA-AVIS SIMS



Specifications (Estimated)

General characteristics

Crew: One

Length: 7.47 m (24 ft 5 in)

Wingspan: 16.8 m (55 ft 11 in)

Height: 2.9 m (9 ft 5 in)

Wing area: 51.8 m sq (558 sq ft)

Empty weight: Unknown

Gross weight: 7515 kg (16567 lb)

Powerplant: 2 x Jumo 004 Turbojets

Performance

Maximum speed: 1000 Km/h (539 kts)

Cruise speed: 798 Km/h (430 kts)

Stall speed: Unknown

Rate of climb: Unknown


Range: 1898 km (1025 nmi)



RARA-AVIS SIMS



Product Features

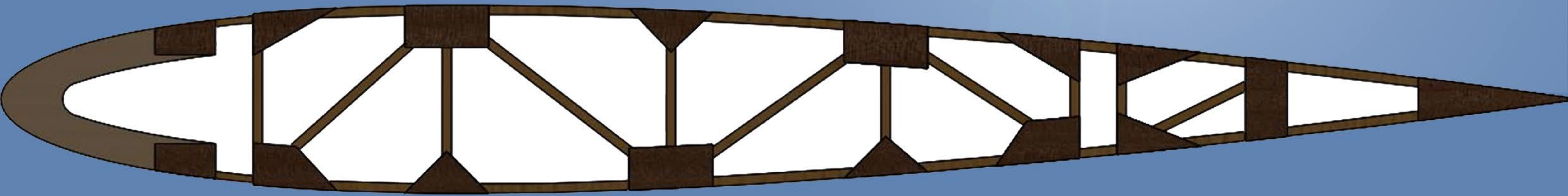
- 
- .18 liveries
 - .Night fighter variant
 - .Wooden prototype
 - .Custom flight model
 - ."Wheel barrow" take-off effect
 - .Stable a low and high speeds
 - .Custom pilot animations linked to the control stick and rudder pedals
 - .Custom animations
 - .Customized sounds
 - .Custom landing gear animation with wires, pistons and pulleys
 - .Custom gauges (metric)
 - .Custom gauge needle vibrations
 - .Engine flames (toggle-able)
 - .Engine heat glow (above 90%)
 - .Custom APU starters and sounds
 - .Opening canopy with custom sounds
 - .Custom decals
 - .Custom cameras
 - .Oxygen system
 - .Working circuit breakers
 - .Detailed Jumo 004 engines
 - .Wing-tip vortex effects
 - .Custom engine smoke effects
 - .Custom landing gear and flap lights
 - .Custom low fuel lights
 - .Working pitot and canopy heat (de-ice)
 - .Fully VR compatible
 - .Working sight (hidden by default)
 - .GPS (GNS430), ADF, Transponder, Autopilot
 - .Working radio navigation beacon indicator
 - .Hide-able control stick
 - .Authentic cockpit wear and tear
 - .Highly detailed roughness and normal maps
 - .Dimmable red cockpit lighting
 - .Removable rear engine covers
 - .Options clipboard
 - .Full check-lists for start-up and shut-down
 - .Custom wheel chocks and ladder (parking brakes applied)

****Flight model should be set to "MODERN" in the settings menu****


****Pilot model is NOT included, it is available as a separate (payware) download from****



RARA-AVIS SIMS



Cockpit Orientation Section 1



1 - Throttle Levers

2 - Canopy Opener

3 - Landing Gear Indicators

4 - Battery Switch

5 - Ignition Switches

6 - Flap Indicator

7 - Engine Cover Switch

8 - Hydraulic Pressure

9 - Oil Temperature

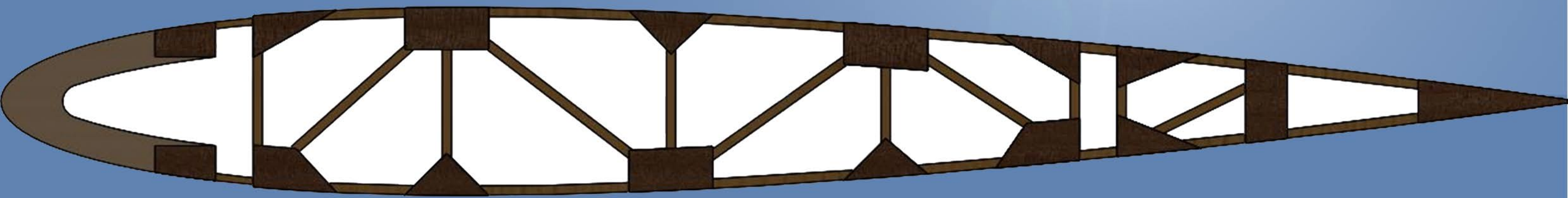
10 - Engine Temperature

11 - Altitude (Meters)

12 - Vertical Speed



RARA-AVIS SIMS



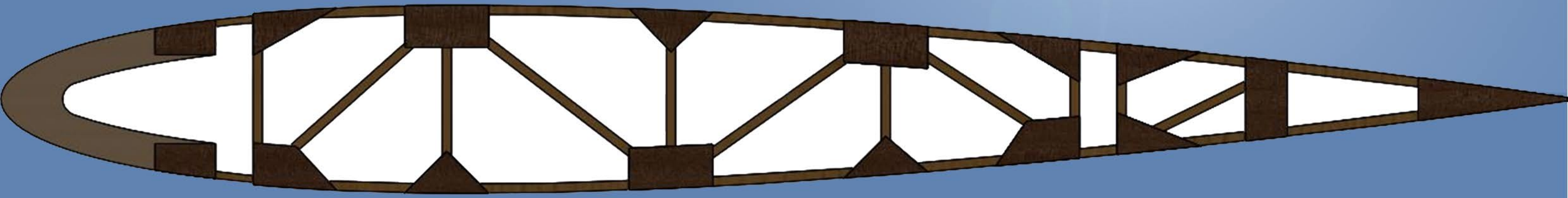
Cockpit Orientation Section 2



- 13 - Artificial Horizon
- 14 - Compass
- 15 - RPM Gauges
- 16 - Oxygen System Indicators



RARA-AVIS SIMS



Cockpit Orientation Section 3



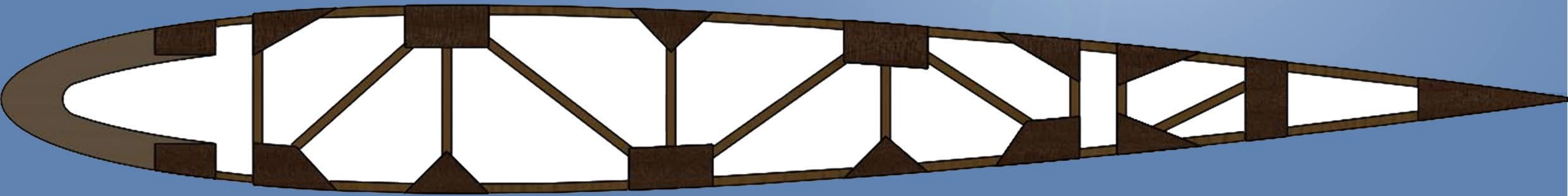
17 - Airspeed
18 - Radio Beacon Indicator
19 - Sight Toggle Switch
20 - Pitot Heat Switch/Indicator

21 - Low Fuel Lights
22 - Fuel Gauges
23 - Outside Temperature
24 - Oil Pressure

25 - Engine Temperature



RARA-AVIS SIMS



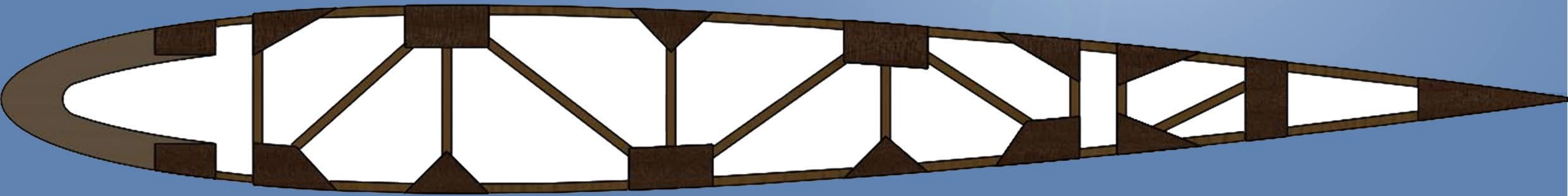
Cockpit Orientation Section 4




- | | |
|------------------------|------------------------|
| 26 - Radio Switch | 30 - Autopilot |
| 27 - GPS | 31 - ADF |
| 28 - Volts/Transponder | 32 - Options Clipboard |
| 29 - Circuit Breakers | |



RARA-AVIS SIMS



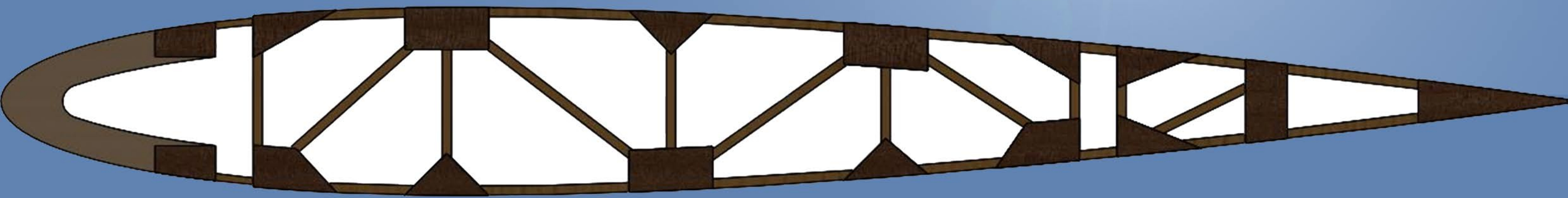
Cockpit Orientation Section 5



32 - Landing Gear Levers
33 - Oxygen Valve
34 - Fuel Pressure
35 - Fuel Valves

36 - Alternator Switches
37 - Fuel Pump Switches
38 - Speed Brake Lever
39 - Flaps Lever

RARA-AVIS SIMS



Cockpit Orientation Section 6



40 - Sight Shade Toggle

41 - Sight Power Switch

42 - Fire Button*

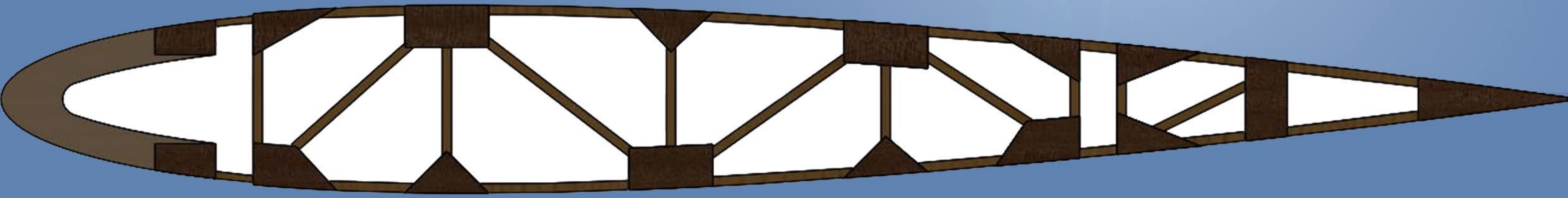
43 - Parking Brake Switch

44 - Pilot Toggle Switch

* Only available on PC non Marketplace version



RARA-AVIS SIMS



Cockpit Orientation Section 7



45 - Right Starter

46 - Left Starter

Custom cockpit camera view 1

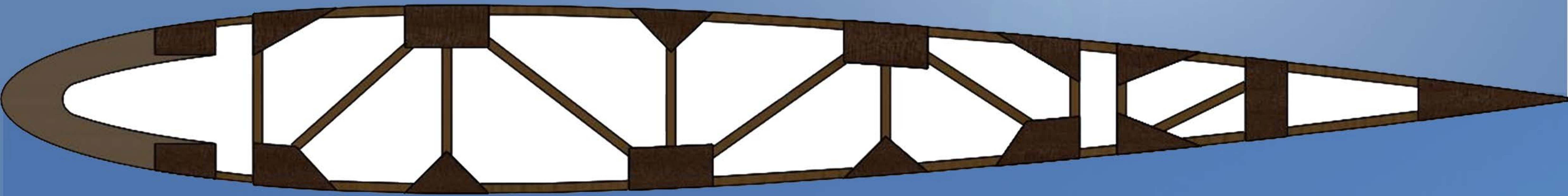
CTRL - 1 will change the view to the starters

The Fleet





RARA-AVIS SIMS



Credits

Craig Richardson

Freja Forrest
JonX

Iconic from the Noun Project

3D modelling
Textures
XML Gauges
Flight Dynamics
Flight Dynamics
Gun Effects

Eagle Clipart

For further support, please contact rara-avis_sim@outlook.com

Craig Richardson
© 2024 by Rara-Avis Sims.